

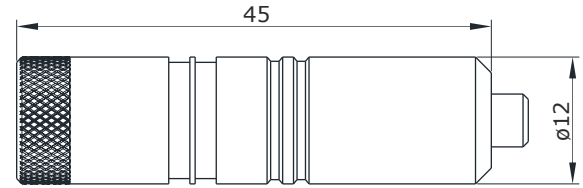

# Positioniereinsatz

für 1 mm Kontakte

TE Teile Nr.: C0-0003-000-000  
IC Ref. Nr.: C0.003.00

**Werkstoff**  
Positioniereinsatz

Edelstahl/ 1.4305



**Hauptabmessungen**  
Positioniereinsatz

| Buchsen   | Stifte  | Stifte mit O-Ring                                       |
|---|---|---|
| TE Teile Nr.: 60-0001-011-000<br>IC Ref. Nr.: 60.001.11 | TE Teile Nr.: 61-0004-011-000<br>IC Ref. Nr.: 61.004.11 | TE Teile Nr.: 61-0054-011-000<br>IC Ref. Nr.: 61.054.11 |
| TE Teile Nr.: 60-0011-011-000<br>IC Ref. Nr.: 60.011.11 | TE Teile Nr.: 61-0009-011-000<br>IC Ref. Nr.: 61.009.11 | TE Teile Nr.: 61-0213-011-000<br>IC Ref. Nr.: 61.213.11 |





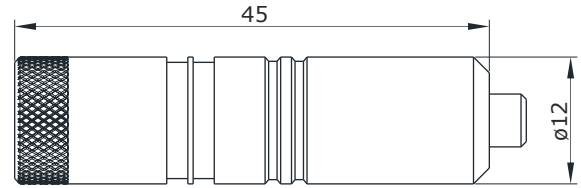

# Positioning Insert

for 1 mm contacts

**TE part number: C0-0003-000-000**  
**IC reference number: C0.003.00**

**Material**  
positioning insert

stainless steel/ 1.4305



**Main Dimensions**  
positioning insert

| sockets  | pins   | pins with o-ring                                       |
|--|--|--|
| TE part no.: 60-0001-011-000<br>IC ref. no.: 60.001.11 | TE part no.: 61-0004-011-000<br>IC ref. no.: 61.004.11 | TE part no.: 61-0054-011-000<br>IC ref. no.: 61.054.11 |
| TE part no.: 60-0011-011-000<br>IC ref. no.: 60.011.11 | TE part no.: 61-0009-011-000<br>IC ref. no.: 61.009.11 | TE part no.: 61-0213-011-000<br>IC ref. no.: 61.213.11 |

Y6-G230-000-0EN issued: 17.10.2016/AM; modified: 16.10.2018/KC

© 2018 TE Connectivity

TE Connectivity, TE connectivity (logo), intercontec (logo) and speedtec are trademarks.

While TE Connectivity (TE) has made every reasonable effort to ensure the accuracy of the information in this presentation, TE does not guarantee that it is error-free, nor does TE make any other representation, warranty or guarantee that the information is accurate, correct, reliable or current. TE reserves the right to make any adjustments to the information contained herein at any time without notice. TE expressly disclaims all implied warranties regarding the information contained herein, including, but not limited to, any implied warranties of merchantability or fitness for a particular purpose. The dimensions in this article are for reference purposes only and are subject to change without notice. Specifications are subject to change without notice. Consult TE for the latest dimensions and design specifications.

